

INELS[®]

Lighting Control

for any space, offering comfort, energy savings, and ambiance.



www.inels.com

Lighting Control

Intelligent Solutions for Every Space

The iNELS lighting control system offers an advanced solution for managing lighting in various environments. It seamlessly integrates into homes, offices, and hospitality venues, ensuring optimal comfort and energy efficiency. This intelligent system allows users to control lighting with ease, creating tailored atmospheres for different activities and occasions.



1. Energy Efficiency

iNELS offers intelligent lighting management that automatically optimizes energy consumption, leading to savings on electricity bills. Customers can feel good about saving money while being environmentally friendly.



2. Pre-set Scenes

The option to set different lighting scenarios (e.g., “movie,” “dinner,” “work”) allows users to quickly switch between atmospheres tailored to their activities, making it user-friendly.



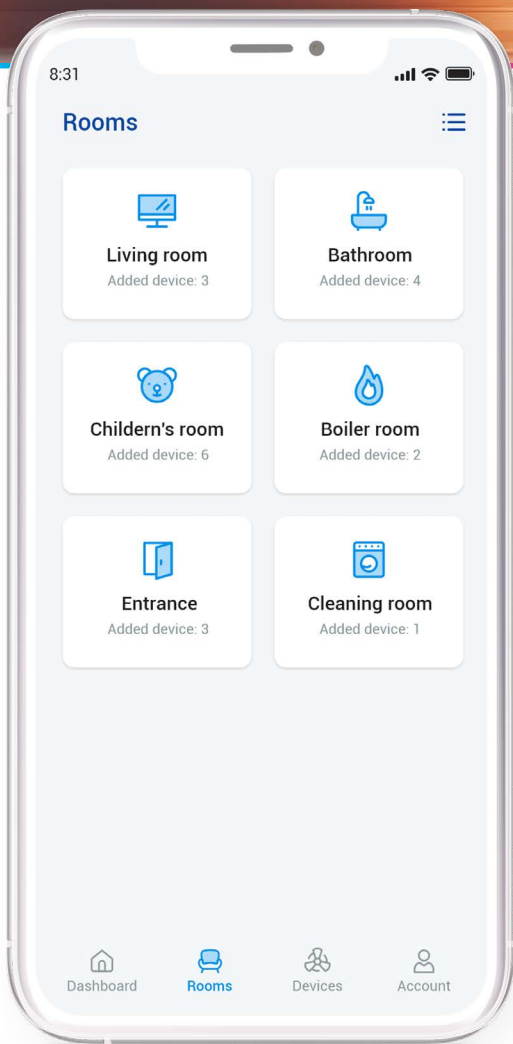

3. Flexible Control

Customers will appreciate the ability to easily control lighting from various locations using touch panels, mobile apps, or remote controls, enhancing convenience and user experience.



4. Automation

Lighting automation uses motion sensors to activate lights based on presence and light intensity sensors for daylight harvesting, optimizing energy efficiency, enhancing comfort, and promoting sustainability in residential and commercial spaces.



5. App control


The iNELS app allows users to easily control their lighting via smartphone or tablet. Users can adjust brightness, set automated scenes and schedules, or switch between lighting modes. The app ensures comfort and energy savings through remote access, optimizing lighting efficiency while enhancing the ambiance of any space.

Lighting Control

with iNELS BUS System

Smart and Efficient Lighting for Every Space

With the iNELS BUS system, you can easily set lighting schedules, dim various lights according to the environment, and create custom lighting scenes, such as for relaxation or work. The BUS system integrates multiple lighting types, from traditional bulbs to LED and modern DALI systems, ensuring maximum flexibility and energy savings.



Office Environments

In commercial settings, iNELS BUS boosts productivity with tailored lighting scenes for various activities. A “Focus” scene can brighten workspaces for concentration, while a “Meeting” scene provides softer lighting for discussions, optimizing work conditions and reducing energy use.





Living Spaces

The iNELS BUS system allows homeowners to create customizable lighting that enhances atmosphere. For instance, a “Movie” scene can dim lights and set specific colors for a cozy environment, adding comfort while improving energy efficiency.



Hospitality Spaces

Hotels and restaurants benefit from setting the right atmosphere throughout the day. A “Welcome” scene can softly light the reception for arriving guests, while a “Dinner” scene creates an intimate dining experience. This flexibility enhances guest comfort and operational efficiency.

Home Use

Tailored Lighting for Everyday Comfort

Lighting that adapts to your daily needs. Set up different scenes for relaxation, work, or entertainment, and enjoy comfort with energy savings.



Basic Controls

ON/OFF switching for standard lighting. Dimming control for mood and ambiance settings.



Scene Creation

Predefined scenes for activities like “Relax,” “Reading,” or “Movie Night.” Customizable via the iNELS app or wall panels.



Automated Lighting

Motion-based activation in hallways, bathrooms, or staircases. Time-scheduled lighting for morning wake-up or evening relaxation.

Commercial Use

For large, versatile spaces

Perfect for offices, hotels, or retail spaces. Easy control of multiple lighting zones increases efficiency and adapts to any situation.



Daylight Harvesting

Light intensity sensors adjust artificial lighting based on natural light availability. Control color-changing RGB or tunable white lights for personalized lighting.



Voice Control

Integration with voice assistants (Google Assistant, Alexa) for hands-free operation.




Centralized Control

Unified control of all lighting systems across a building or complex. Integration with Building Management Systems (BMS) via MQTT or Modbus.

What You Need

for a Smart Lighting System

To create a smart lighting system with the iNELS BUS system, you need several key components that provide full control over lighting in your home or commercial space. This technology allows you to adjust brightness, color, and lighting scenes to suit your preferences. Let's explore what you will need to install and operate this system.



Lighting actuators

The device that controls your lights, turning them on/off or dimming them as needed.



Detectors

Automate your lighting with motion or daylight sensors that adjust lights based on activity or natural light levels.



Glass controllers

Your control interface – simple to use and stylish, these panels let you control your lights and set scenes.




iNELS gateways

Heart of the system – this central unit manages all the connected devices.

iNELS Home Control App

Allows you to manage lighting from anywhere using your smartphone or tablet.



For more information
visit our website

www.inels.com

Simple Steps to Smart Lighting

Setting up smart lighting doesn't have to be complicated. With the iNELS BUS system, you can easily manage lighting in your home or office to match your daily needs. Whether you're relaxing in the living room or creating a focused work environment, a few simple steps will open the door to the world of smart lighting. Get ready for energy savings, increased comfort, and lighting scenes tailored to every occasion.



Step 2: Pick Your Devices

Select the right combination of sensors, controllers, and lighting actuators to suit your needs.





Step 1: Choose Your Spaces

Decide where you want to control lighting – living rooms, bedrooms, offices, or even outdoor areas. Every space can have customized lighting.

Step 3: Installation

iNELS BUS products are easy to install by a certified professional, with minimal wiring and setup required.



Step 4: Set Your Scenes

Use the iDM3 app to create your lighting scenes – for movies, work, relaxation, or parties.

Lighting actuators




Precise Light Control

Take control of your lighting with iNELS actuators and detectors designed for precision and flexibility. From universal dimmable LEDs to 0-10V systems or dynamic DALI setups, our devices ensure seamless operation. Customize your space and mood with wired and wireless dimming controllers.



Universal Dimmer





Control any lighting type with precision and ease:

-  **RFDEL-71B-SL / RFDEL-71M:** 1-channel universal dimmers for flexible mounting options.
-  **RFDEL-76M:** Multi-channel wireless control with 6 outputs, ideal for larger installations.
-  **DA3-22M / DA3-66M:** Advanced dimming actuators for robust wired solutions.



0-10V Control

Perfect for analog lighting systems with smooth dimming transitions

-  **RFDAC-71B:** Compact analog controller for wireless applications.
-  **DAC3-04M:** Reliable wired digital-to-analog converter.
-  **RFDA-73M/RGB:** Wireless LED dimmer for RGB strips.
-  **DA3-03M/RGBW:** Wired dimming actuator for precise RGBW lighting



DALI Dimming

Smart lighting control for scalable projects

-  **RFDALI-32B-SL / RFDALI-04B-SL:** Wireless DALI controllers for up to 32/4 addresses.
-  **CU3-09M/DALI:** Central unit combining BUS and DALI protocols.
-  **RC3-610M/DALI:** Room controller with integrated DALI dimmer.

Detectors


Precision for Every Space

Enhance your lighting control with iNELS sensors, designed to seamlessly integrate security, automation, and efficiency. From wireless motion detectors and twilight switches to BUS-integrated PIR and light intensity sensors, our range ensures precise control tailored to your needs. Combine these innovative devices with your lighting system for a smarter, energy-efficient environment.



 **RFWD-100**

Window/Door detector for seamless security and automation.




 **RFMD-100 / RFMD-200**

Motion detectors with precision sensing for lighting control.



 **RFSOU-1**

Twilight switch for automatic lighting based on ambient light levels.



 **MCD3-01**

Ultra-slim microwave motion detector for discreet yet powerful performance.



 **PMS3-01**


Compact PIR motion detector for accurate presence detection



 **DLS3-1**

Light intensity sensor for optimized lighting based on environmental brightness.

Combine sensors to the lighting control to create smarter and more efficient lighting systems.



Controllers

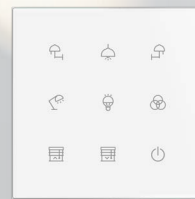
Simple and Intuitive Control

Controlling your lighting has never been easier! With iNELS Bus products like GSB3, MSB3, and ZSB3, you have complete control over the lights in your home. Whether you need convenient control via a touch panel, automation based on motion, or a flexible switch for different zones, iNELS Bus offers everything you need for maximum comfort and efficiency.



On-wall button controllers

iNELS offers on-wall button controllers for lighting control, compatible with switches and dimmers. Available in stylish LOGUS90 frames (plastic, glass, wood, metal, stone) with wired and wireless options.




Glass touch controllers

iNELS glass touch controllers (wired and wireless) offer elegant black/white designs with capacitive buttons for lighting, dimming, and scene control. They include temperature sensors, customizable macros, and external device connectivity.



ZSB3 - Flexibility and Control in One

ZSB3 glass switch buttons (4, 6, or 9 buttons) feature customizable functions, integrated temperature sensors, external connectivity, white illumination, and elegant black/white designs for advanced automation.



MSB3 - Automation for Maximum Comfort

MSB3 metal switch buttons (4, 6, or 9 buttons) offer customizable functions, temperature sensors, external connectivity, white illumination, and premium finishes (copper, brass, silver, black) for advanced automation.



Gateways

Smart and Easy Control

The eLAN Smart Wireless Box and RF Touch provide seamless lighting control, automation, and scene creation for smart homes and buildings. With remote access via the iNELS app and voice assistant integration, they deliver convenience, energy savings, and modern hands-free control.



Touch control, eLAN box

The eLAN Smart Wireless Box or RF Touch enables seamless control of lighting and devices in smart homes and buildings. It supports automation rules, scene creation, and time scheduling, ensuring efficient operation based on triggers like motion or schedules.

With the iNELS app, users can control devices remotely and integrate with voice assistants like Google Home and Alexa for hands-free operation. The eLAN gateway is an essential tool for building smart, automated environments.

Central unit CU3-09M

The CU3-09M is a key component of iNELS BUS installations, offering advanced features like automation, scene creation, and time scheduling. Equipped with a DALI bus, it controls up to 64 DALI devices for seamless lighting integration.

Supporting MQTT and Ethernet connectivity, the unit enables real-time app and cloud-based control, remote access, and third-party system integration. The CU3-09M centralizes control, enhances scalability, and simplifies smart environment management.



More than Technology

Design that fits your style

iNELS BUS products are crafted not only to perform exceptionally but also to look stunning - discreet and harmonized with any interior style.





**Crafted by iNELS engineers,
designed for the future:**
precision-driven technology for ultimate
home control.

Motion-Based Control

Motion-based control uses presence detection to adjust lighting automatically based on occupancy. By activating lights only when needed, it reduces energy waste and adds convenience, ideal for spaces like hallways, offices, and parking areas.



Energy Savings

By ensuring that lights are only on when spaces are occupied, motion-based control reduces unnecessary energy consumption. This approach lowers energy bills and contributes to a sustainable environment.



Enhanced Automation

With presence detection technology, motion-based systems create a fully automated lighting experience, eliminating the need for manual intervention. Lights turn on automatically when someone enters a room and turn off after a specified period of inactivity.



Extended Lamp Life

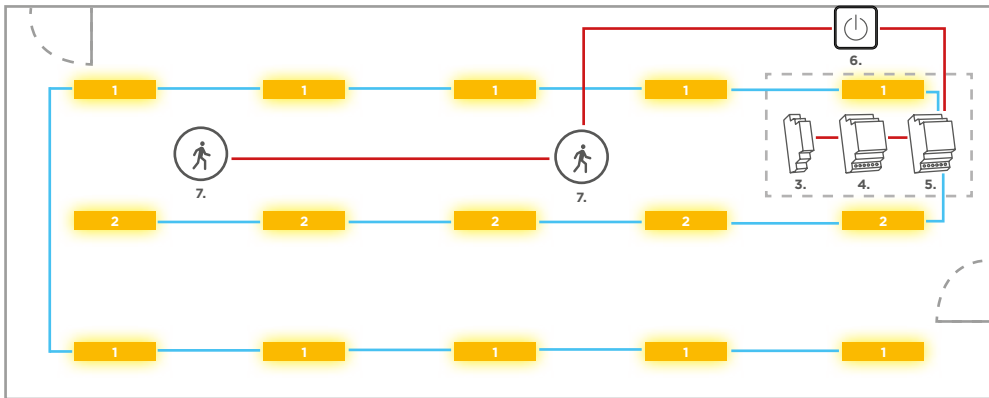
Reducing the duration that lights remain on helps extend the lifespan of lighting fixtures, decreasing replacement and maintenance costs over time.



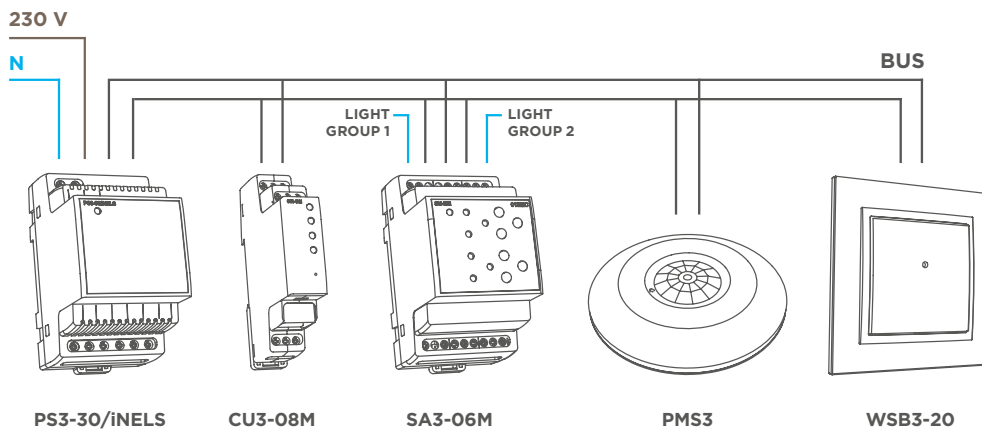
Improved Safety and Convenience

Automatic lighting ensures well-lit environments when needed, enhancing safety in areas such as stairways, parking garages, and hallways. Additionally, it offers hands-free operation, improving convenience for occupants.

Schemes: Step by step



- 1 LIGHT GROUP 1
- 2 LIGHT GROUP 2
- iNELS BUS LINE
- POWER LINE



Units: all for motion control



1. Central Unit (CU3-09M)

The CU3-09M central unit acts as the brain of the system, processing signals from connected sensors and controlling lighting circuits based on pre-configured logic. It also has Dali bus to control 64 Dali lights individually or as group.




4. Motion sensor (PMS3)

This motion sensor detects occupancy within its designated range and sends a signal to the central unit to trigger lighting activation or deactivation. The PMS3 is ideal for standard room applications where precise motion detection is required.



2. Power supply (PS3-30/iNELS)

The PS3-30/iNELS is a switched, stabilized power supply designed specifically for the iNELS BUS wiring system, providing a total power output of 30 W. It serves as a reliable power source for central units and external masters within the iNELS network, ensuring consistent operation of all connected devices.



5. Manual Control (WSB3-20)

For added flexibility, the WSB3-20 provides manual control, allowing users to control lighting as needed. This controller works alongside the automated system, giving users control over specific lighting adjustments without disrupting the overall automation settings.




3. On/Off Circuits (SA3-06M)

The SA3-06M module allows for direct control of lighting circuits. It receives instructions from the CU3-09M central unit and enables the on/off control of connected lighting fixtures based on motion sensor signals.

Light Intensity-Based Control

Light intensity-based control uses sensors to adjust artificial lighting based on ambient light, ensuring consistent illumination. This optimizes energy use, reduces eye strain, and enhances comfort in spaces like offices.



Energy Efficiency

By adjusting lighting based on ambient conditions, this control system reduces unnecessary energy use, leading to cost savings and environmental benefits.



Consistent Illumination Levels

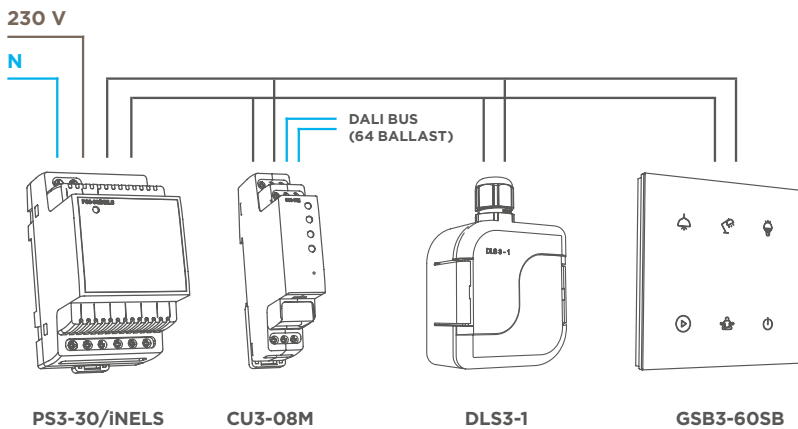
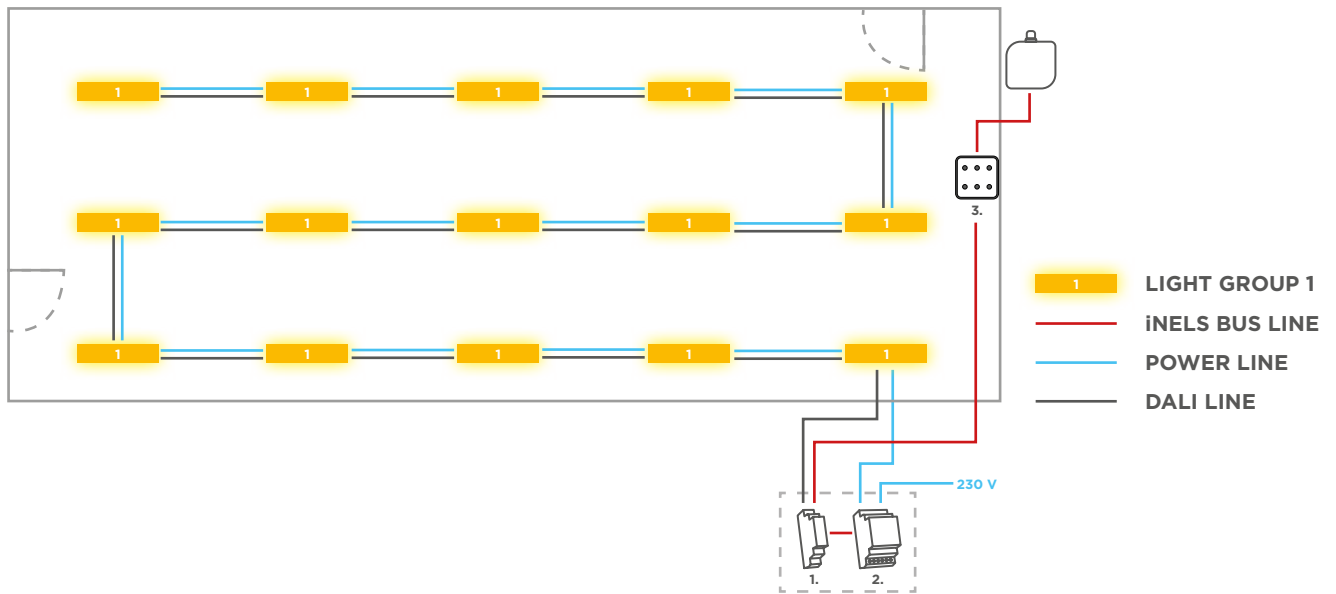
The system maintains ideal light levels, improving comfort and reducing eye strain for occupants in office environments.



Enhanced Flexibility

The combination of automated intensity control with manual override options (via the GSB3-60SB) gives users flexibility, enabling them to adjust lighting to meet specific needs.

Schemes: Step by step



Units: all for light intensity control



1. Central Unit (CU3-09M)

Acting as the control hub, the CU3-09M with DALI (Digital Addressable Lighting Interface) support processes input from ambient light sensors to adjust connected DALI-enabled lights in real time. This centralized unit allows precise control, ensuring each light operates at optimal brightness according to the detected ambient light levels.



2. Ambient Light Sensor (DLS3-01)

The DLS3-1 sensor measures surrounding light levels and sends this data to the CU3-09M/DALI central unit. By continuously monitoring the ambient light, the DLS3-1 ensures that the system maintains the pre-set illumination levels, adjusting lighting smoothly as natural light changes throughout the day.



3. DALI Power Supply (PS3-30/DALI)

The PS3-30/DALI power supply is essential for operating DALI-enabled lighting systems, providing stable power for all DALI components, including sensors, lights, and the central unit. This power supply supports consistent operation and helps maintain the integrity of the DALI communication network.




4. Manual Control Panel (GSB3-60SB)

For added flexibility, the GSB3-60SB provides manual control, allowing users to adjust lighting levels as needed. This switch panel works alongside the automated system, giving users control over specific lighting adjustments without disrupting the overall ambient control settings.

Time-Based Control

Time-based control uses scheduled lighting adjustments to optimize energy use in various environments, such as offices and commercial spaces.



Time Scheduling

Time schedules are set on the CU3-09M/DALI central unit to control specific lighting groups. Multiple schedules can be programmed to suit different times and areas, turning lights on or off as needed.



Automated Triggers

The CU3-09M/DALI triggers the DALI-controlled lights according to the scheduled times, automating lighting adjustments without manual intervention.



Manual Override

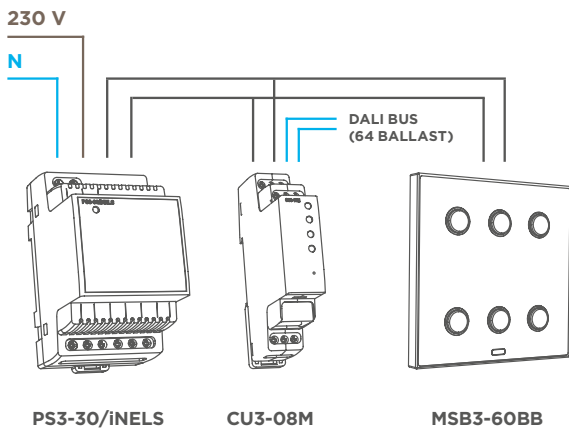
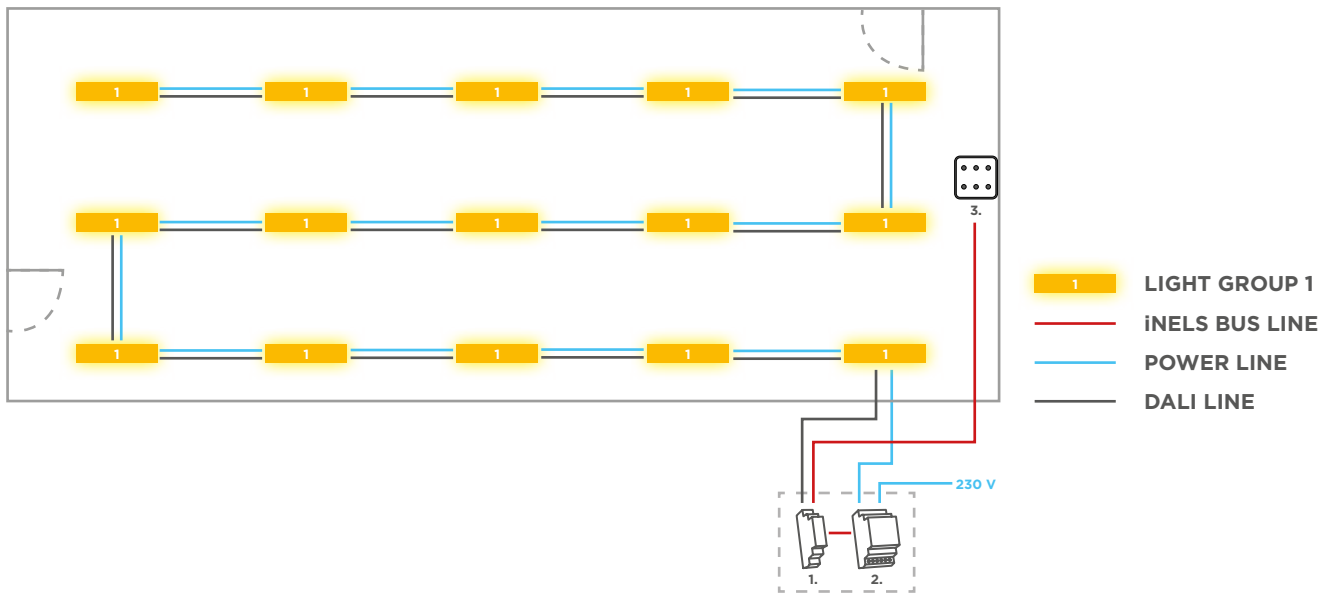
If needed, users can manually control light groups using the MSB3-60BB panel, overriding the time-based schedule temporarily for flexibility.



Automatic Reversion

After manual override, the system reverts to the programmed schedule at the next cycle, ensuring energy-efficient lighting control resumes as planned.

Schemes: Step by step



Units: all for light intensity control




1. Central Unit (CU3-09M)

The CU3-09M/DALI stores time schedules and controls light groups on the DALI line, turning them on/off automatically based on set times. Multiple schedules can be programmed for different needs, ensuring lighting matches the building's operational hours.



2. Power supply (PS3-30/DALI)

The PS3-30/DALI power supply is essential for operating DALI-enabled lighting systems, providing stable power for all DALI components and iNELS BUS line including sensors, switching unit and the central unit.



3. Manual Control Panel (MSB3-60BB)

The MSB3-60BB allows users to manually adjust light groups as needed, temporarily overriding scheduled lighting plans for flexibility.

Seamless Integration

with iNELS Bus Lighting

Why juggle multiple remotes and systems when you can control everything from one place? iNELS Bus lighting integrates effortlessly with your HVAC, security systems, and multimedia. This means you can control not just your lighting but your entire home from a single central point. What benefits does this bring?



HVAC Control

With CU3-09M/DALI controller from iNELS Bus, you can manage both lighting and HVAC systems. Set up a scene, like “Evening,” which dims the lights and adjusts the temperature for maximum comfort.

Benefit: Complete control over lighting and climate.



Security Systems

Using MSB3-60, connect lighting with alarms and cameras. One button turns off lights and activates the alarm.

Advantage: Easy security.



Multimedia

With DA3-03M/RGBW, set a “Movie Night” scene—dim the lights and start the movie. Everything syncs automatically.

Result: Maximum comfort.

The safety and comfort of your family comes first

The safety and comfort of your family comes first. With the iNELS Bus system, you have complete control over lighting, temperature, and security, ensuring everyone feels safe and comfortable at home.



Smart technology
for every safe home.

Reliable Support & Service

for Bus Lighting Control

For iNELS Bus Lighting Control users, full support and service are available to ensure seamless use. With years of expertise in smart lighting, we understand what matters most.

If any questions arise or adjustments are needed, we are here with fast, effective solutions. Our commitment is to keep your system performing at its best, so you can enjoy effortless, reliable control every day.



Our Support and Service Include:



Initial Setup & Training

We'll help with initial installation and provide training so you can start using the system optimally from day one.



Technical Support

From minor adjustments to complex technical needs, our team is available to resolve any issue quickly.



Upgrade & Expansion Options

With iNELS Bus, you have access to the latest technologies and features, allowing your lighting to adapt to new requirements.



Benefits of Quality Support:



Quick Assistance, Anytime

Our technical support is always available, so you can trust that any issues will be promptly resolved.



Regular Updates and Expandability

With iNELS Bus, you have access to the latest technologies and the flexibility to expand your system easily, allowing it to grow with you and adapt to your evolving needs.



Peace of Mind and Convenience

Reliable support lets you focus on what matters most, leaving the technical details in our capable hands.

Unlock the Future of Intelligent Lighting Control



ELKO EP, s.r.o. | Palackeho 493 | 769 01 Holesov, Vsetuly |
Czech Republic | phone: +420 573 514 221 | fax: +420 573 514 227 |
elko@elkoep.com | www.elkoep.com Published: 01/2025 | Modifications
or amendments reserved | © Copyright ELKO EP, s.r.o. | 1st edition