



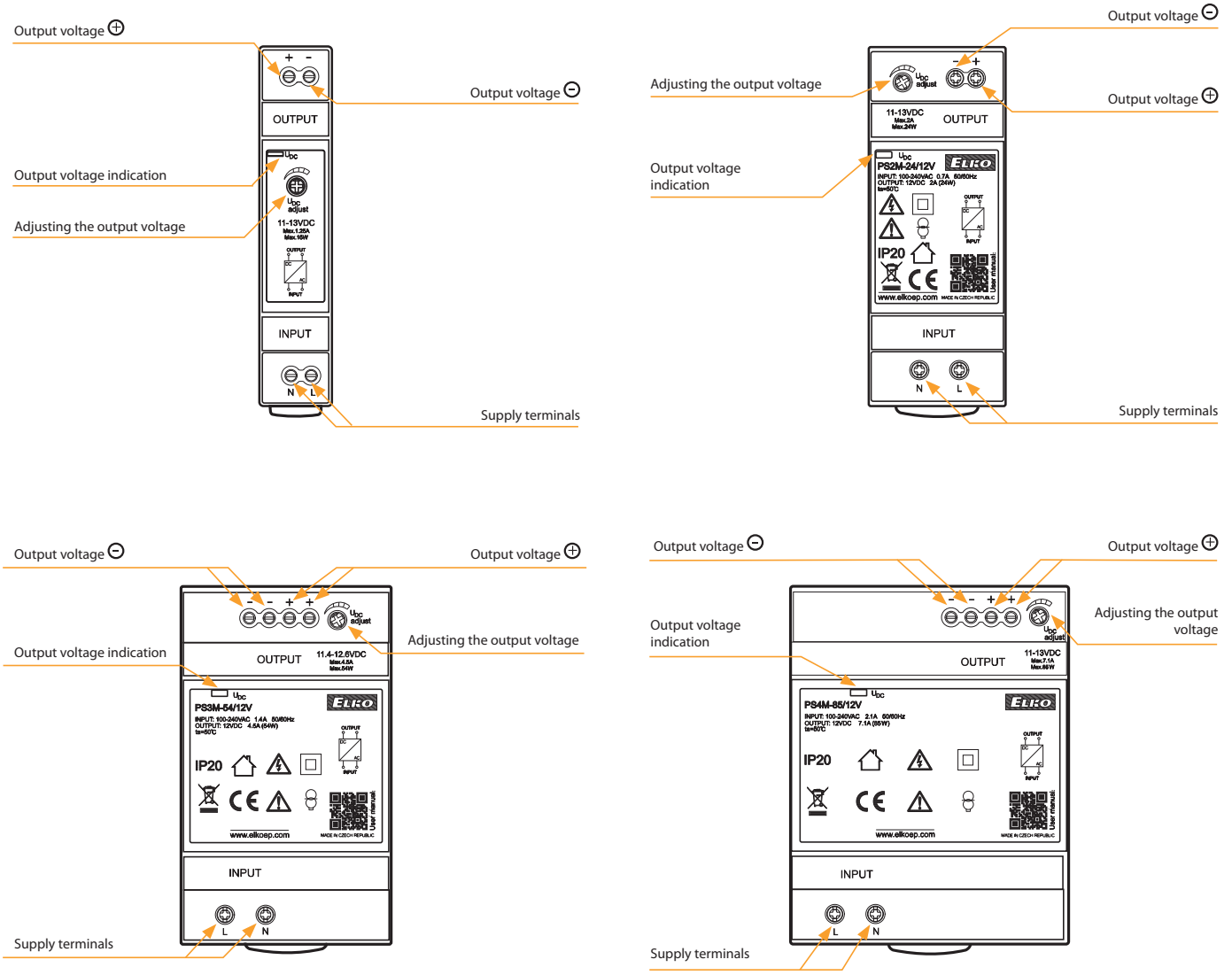
- Rated output voltage 12 or 24V DC with the possibility of regulation.
- High efficiency of up to 90%.
- Low ripple & noise.
- Protection: Over load , Over voltage and Short circuit.
- Continuously adjustable output voltage to adapt to the specific application, e.g. the need to compensate for the voltage drop caused by the length of the line.

EAN code
 PS1M-15/12V: 8595188180474
 PS1M-15/24V: 8595188180481
 PS2M-24/12V: 8595188180498
 PS2M-30/24V: 8595188180504
 PS3M-54/12V: 8595188180511
 PS3M-60/24V: 8595188180528
 PS4M-85/12V: 8595188180535
 PS4M-92/24V: 8595188180542

Technical parameters	PS1M-15/12V	PS1M-15/24V	PS2M-24/12V	PS2M-30/24V	PS3M-54/12V	PS3M-60/24V	PS4M-85/12V	PS4M-92/24V
Input								
Voltage range:	AC 100 - 240 V (50/60 Hz)							
Tolerance:	± 10%							
Efficiency:	85%	86%	88%	89%	88%	90%	88%	90%
Burden without load (max.):	0.3W/4VA	0.5W/4VA	0.3W/8VA	0.4W/8VA	0.3W/7VA	0.5W/6.5VA	0.4W/11VA	0.1W/12VA
Burden with full load (max.):	16W/30VA	17.5W/32VA	30W/50VA	33W/60VA	60W/95VA	70W/111VA	95W/150VA	105W/160VA
Inrush current:*	max. 25A at 115V AC/60Hz max. 45A at 240V AC/50Hz				max. 30A at 115V AC/60Hz max. 60A at 240V AC/50Hz		max. 35A at 115V AC/60Hz max. 70A at 240V AC/50Hz	
Output								
Rated voltage:	12V DC	24V DC	12V DC	24V DC	12V DC	24V DC	12V DC	24V DC
Vol. setting range:	11 - 13V	23 - 25V	11 - 13V	23 - 25V	11.4 - 12.6V	22.8 - 25.2V	11 - 13V	23 - 25V
Rated current:	1.25A	0.625A	2A	1.25A	4.5A	2.5A	7.1A	3.83A
Rated power:	15W	15W	24W	30W	54W	60W	85.2W	92W
Ripple & Noise:	120mV	150mV	120mV	150mV	120mV	150mV	120mV	150mV
Output indication:	blue LED		blue LED		green LED		blue LED	
Tolerance of output voltage:	5 %							
Overload protection:	from 130 % - 200% rated output power							
Overvoltage protection:	from 110 % - 145% rated output power							
Overcurrent protection:	from 110 % - 180% rated output power							
Short circuit protection:	temporarily disconnecting the output							
Other information								
Operating temperature:	-20 .. +50°C (-4 .. 122 °F)							
Operating humidity:	20% ~ 90% RH non-condensing							
Storage temperature:	-40 .. +80°C (-40 .. 176 °F)							
Dielectric strength:	3kV AC							
Isolation resistance:	100M Ω/500V DC/25°C (77°F)/70% RH							
Overvoltage category:	III.							
Pollution degree:	2							
Max. cable size:	max. 1x 2.5 mm ² , max. 2x 1.5 mm ² solid wire/with sleeve max. 1x 2,5 mm ²							
Terminal torque:								
input terminals	0.5 Nm		0.3 Nm		0.3 Nm		0.3 Nm	
output terminals	0.5 Nm							
Protection degree:	IP20							
MTBF:	200 000 hours minimum, full load at 25°C ambient temperature							
Mounting:	DIN rail EN 60715							
Dimensions:	90 x 18 x 58 mm (3.5" x 0.71" x 2.3")		90 x 35 x 58 mm (3.5" x 1.4" x 2.3")		90 x 52.5 x 58 mm (3.5" x 2.1" x 2.3")		90 x 70 x 58 mm (3.5" x 2.8" x 2.3")	
Weight:	78 g (2.8 oz.)		120 g (4.2 oz.)		190 g (6.7 oz.)		270 g (9.5 oz.)	
Standards:	IEC60950-1, UL508, TUV EN61558-2-16							

* the stated values are valid for the full load from the source

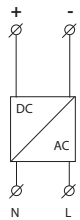
Description



Connection

PS1M-15/12V
(PS1M-15/24V)

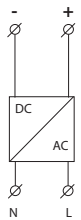
DC 12V/1.25 A
(DC 24V/0.625 A)



AC 100 - 240 V
50 Hz/60 Hz

PS2M-24/12V
(PS2M-30/24V)

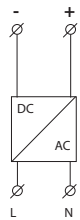
DC 12V/2 A
(DC 24V/1.25 A)



AC 100 - 240 V
50 Hz/60 Hz

PS3M-54/12V
(PS3M-60/24V)

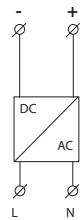
DC 12V/4.5 A
(DC 24V/2.25 A)



AC 100 - 240 V
50 Hz/60 Hz

PS4M-85/12V
(PS4M-92/24V)

DC 12V/7.1 A
(DC 24V/3.83 A)



AC 100 - 240 V
50 Hz/60 Hz